

Features and Benefits

ANTRONIX®

MHT2000 2.0 GHz Series Milenium NXT Full Spectrum Multi-taps

The Antronix MHT2000 series 2.0 GHz multi-taps leads the CATV industry in performance, reliability and innovation. The MHT2000 series features a screwless seizure mechanism which supports low insertion loss out to 2.0 GHz. Also included are Antronix's patented CamPort® and E-Option signal conditioning (1.2 GHz / 1.8 GHz). The MHT series taps readily adapt to existing 1.2 GHz system designs while meeting the requirements for 2.0 GHz bandwidth extensions without a complete system re-design.

The innovative E-Option signal conditioning multitap solves many network problems through a creative plug-in. A single plug-in can help increase signal to noise while suppressing ingress. A variety of E-Option signal conditioning plug-ins are available to condition either or both the return path and forward path. The E-Options will save you money and time while adapting your system to today's requirements.

The MHT faceplates mate to the Antronix USP (uninterruptible make before break bypass) housing for continuous video, data, telephony and power during faceplate changes. The MHT tap series is fully compliant with the ANSI/SCTE 264 2020 standard (Broadband Hardline Taps for Cable Systems). DOCSIS4.0 requirements are exceeded with a downstream bandwidth of a 2.0 GHz faceplate which is paired with a 3.0 GHz future proof tap housing.



- **Wide 2.0 GHz Bandwidth**
Ultra-low insertion loss with extended 2.0 GHz bandwidth for future services.
- **Extended Surge Protection**
6 kV Combination Wave surge withstand on all ports.
- **E-Option Drop Signal Conditioning Standard** Patent no. 6,570,465 B2
E-Option allows the signal conditioning at the tap to meet any network needs. Plug-in modules include:
CEH – Cable Equalizer
CSH – Cable Simulator
- **Unique USP Bypass Switch**
Provides uninterrupted signal and power during faceplate changes with zero interruption.
- **CamPort® Sealed, Auto-Seizing F-ports**
>2000 grams seizing force on the center pin of the F-connector.
- **Aerial or Pedestal Configuration**
One tap housing for either aerial or pedestal configuration.
- **Four Stage Corrosion Protection Process**
A 360 Aluminum alloy housing
Housing is impregnated with a sealer to prevent porosity
Clear chromate coating inside and out
Double baked-on coating of polyurethane for superior protection
- **Heat-Treated Stainless Steel Hardware with Proprietary Plating**
Reduces galvanic reactions and provides superb corrosion protection.
- **Integrated Drip Wells, Numbered Ports and Strip Gauge**
Provided to simplify installation and eliminate costly errors and additional truck rolls.
- **Ribbed Main Line Entry Ports**
Ensures proper adhesion of head shrink tubing for reliable mainline connections.

Specifications subject to change without notice

Electrical Specifications

Milenium NXT Series Multi-tap MHT2200

Model Tap Value	MHT (dB)	2204 4		2208 8		2211 11		2214 14		2217 17		2220 20		2223 23		2226 26		2229 29	
Frequency (MHz)		Max	Avg	Max	Avg	Max	Avg	Max	Avg	Max	Avg	Max	Avg	Max	Avg	Max	Avg	Max	Avg
Tap Loss Max/Avg (dB)	5	5.0	3.9	9.0	7.5	12.0	11.3	15.0	13.9	18.0	17.2	21.0	17.9	24.0	19.5	27.0	22.7	30.0	25.7
	12	5.0	3.8	9.0	7.1	12.0	11.2	15.0	13.9	18.0	17.0	21.0	19.1	24.0	21.7	27.0	24.9	30.0	27.6
	50	5.0	3.7	9.0	7.0	12.0	11.1	15.0	13.8	18.0	16.8	21.0	19.9	24.0	22.4	27.0	25.6	30.0	28.4
	108	5.0	3.8	9.0	7.0	12.0	11.2	15.0	13.9	18.0	16.9	21.0	20.0	24.0	22.6	27.0	25.8	30.0	28.5
	258	5.0	3.9	9.0	7.3	12.0	11.3	15.0	14.1	18.0	17.0	21.0	20.2	24.0	22.8	27.0	26.0	30.0	28.7
	492	5.0	4.1	9.0	7.5	12.5	11.3	15.5	14.0	18.0	16.8	21.0	20.4	24.0	22.9	27.0	26.1	30.0	28.7
	870	5.0	4.5	9.0	7.7	12.5	11.1	15.5	13.7	18.0	16.4	21.0	20.2	24.0	22.5	27.0	25.8	30.0	28.3
	1002	5.5	4.6	9.0	8.0	12.5	11.1	15.5	13.7	18.0	16.4	21.0	20.1	24.0	22.5	27.0	25.8	30.0	28.3
	1218	6.0	4.9	10.0	8.3	13.0	11.3	15.5	14.0	18.0	16.4	21.0	20.0	24.0	22.4	27.0	25.8	30.0	28.2
	1794	7.0	5.9	11.0	10.3	13.5	12.5	16.5	15.6	19.0	16.8	22.0	21.1	25.0	24.0	28.0	26.9	31.0	29.8
	2000	7.5	6.6	13.0	11.9	14.8	13.6	17.5	17.0	20.0	17.4	22.5	21.8	26.0	25.0	29.0	27.7	32.0	30.8
Insertion Loss Max/Avg (dB)	5	—	—	3.7	3.4	2.2	1.9	1.3	1.1	1.2	0.9	1.2	1.1	1.1	0.9	1.2	0.9	1.1	0.9
	12	—	—	3.7	3.4	2.1	1.7	1.2	1.0	1.0	0.8	0.9	0.7	0.7	0.5	0.9	0.5	0.7	0.5
	50	—	—	3.7	3.4	2.0	1.7	1.2	1.0	1.0	0.8	0.8	0.6	0.6	0.5	0.8	0.5	0.7	0.5
	108	—	—	3.9	3.5	2.2	1.7	1.5	1.1	1.3	0.9	0.9	0.7	0.7	0.5	0.8	0.5	0.7	0.5
	258	—	—	4.1	3.9	2.4	2.1	1.7	1.4	1.5	1.3	1.1	0.8	0.8	0.7	0.9	0.7	0.9	0.7
	492	—	—	4.6	4.2	2.8	2.2	1.9	1.4	1.7	1.3	1.3	1.0	1.1	0.9	1.1	0.9	1.1	0.9
	870	—	—	4.6	4.2	2.8	2.3	1.9	1.5	1.8	1.3	1.5	1.2	1.4	1.1	1.3	1.1	1.3	1.1
	1002	—	—	4.6	4.3	3.0	2.5	2.0	1.6	1.9	1.4	1.6	1.3	1.5	1.2	1.5	1.2	1.4	1.2
	1218	—	—	4.8	4.5	3.3	2.8	2.3	1.7	2.1	1.6	1.7	1.4	1.7	1.4	1.7	1.4	1.6	1.4
	1794	—	—	5.6	4.9	4.3	3.9	3.1	2.7	2.7	2.4	2.2	1.9	2.2	1.9	2.2	2.0	2.1	1.9
	2000	—	—	5.8	5.2	4.8	4.4	3.6	3.3	2.8	2.6	2.7	2.2	2.7	2.3	2.5	2.3	2.5	2.2
Frequency (MHz)		Min		Min		Min		Min		Min		Min		Min		Min		Min	
Output to Tap Isolation Min (dB)	5 - 12	—	—	18	—	22	—	24	—	28	—	16	—	17	—	20	—	24	—
	12 - 50	—	—	22	—	27	—	26	—	28	—	29	—	33	—	36	—	39	—
	50 - 108	—	—	26	—	29	—	27	—	28	—	36	—	40	—	42	—	44	—
	108 - 258	—	—	26	—	29	—	28	—	26	—	36	—	40	—	42	—	44	—
	258 - 492	—	—	26	—	29	—	28	—	26	—	34	—	36	—	40	—	40	—
	492 - 870	—	—	23	—	24	—	24	—	26	—	30	—	33	—	35	—	37	—
	870 - 1002	—	—	23	—	22	—	23	—	26	—	28	—	30	—	33	—	35	—
	1002 - 1218	—	—	22	—	22	—	22	—	25	—	27	—	30	—	31	—	33	—
	1218 - 1794	—	—	20	—	20	—	22	—	25	—	27	—	29	—	31	—	33	—
	1794 - 2000	—	—	18	—	20	—	22	—	25	—	27	—	29	—	31	—	33	—
Tap to Tap Isolation Min (dB)	5 - 12	18	—	18	—	18	—	18	—	18	—	10	—	14	—	18	—	18	—
	12 - 1218	20	—	20	—	20	—	20	—	20	—	20	—	20	—	20	—	20	—
	1218 - 1794	18	—	18	—	18	—	18	—	18	—	18	—	18	—	18	—	18	—
	1794 - 2000	16	—	16	—	16	—	16	—	16	—	16	—	16	—	16	—	16	—

Continues on the next page.

Electrical Specifications Milenium NXT Series Multi-tap MHT2200

Model Tap Value	MHT (dB)	2204 4	2208 8	2211 11	2214 14	2217 17	2220 20	2223 23	2226 26	2229 29
Frequency (MHz)		Min	Min	Min	Min	Min	Min	Min	Min	Min
Input Return Loss Min (dB)	5 - 12	15	15	15	15	15	15	15	15	15
	12 - 50	16	16	16	16	16	16	16	16	16
	50 - 108	17	17	16	17	16	17	17	17	17
	108 - 258	17	17	16	17	16	17	17	17	17
	258 - 492	17	17	16	17	16	17	17	17	17
	492 - 1218	15	16	16	16	16	16	16	16	16
	1218 - 1794	14	15	15	15	15	15	15	15	15
	1794 - 2000	13	13	13	13	13	13	13	13	13
Output Return Loss Min (dB)	5 - 12	—	15	15	15	15	15	15	15	15
	12 - 50	—	16	16	16	16	16	16	16	16
	50 - 108	—	17	17	17	17	17	17	17	17
	108 - 258	—	17	17	17	17	17	17	17	17
	258 - 492	—	17	17	17	17	17	17	17	17
	492 - 1218	—	16	16	16	16	16	16	16	16
	1218 - 1794	—	15	15	15	15	15	15	15	15
	1794 - 2000	—	13	13	13	13	13	13	13	13
Tap Port Return Loss Min (dB)	5 - 12	15	10	10	10	10	6	8	10	13
	12 - 50	16	15	15	15	15	15	15	16	16
	50 - 108	17	16	17	17	16	17	17	17	17
	108 - 258	17	17	17	17	17	17	17	17	17
	258 - 492	17	17	17	17	17	17	17	17	17
	492 - 1218	16	16	16	16	16	16	16	16	16
	1218 - 1794	15	15	15	15	15	15	15	15	15
	1794 - 2000	13	13	13	13	13	13	13	13	13
Hum Modulation @ 12 Amps Max (dB)	5 - 12	Max -50								
	12 - 1218	-55								
	1218 - 1794	-50								
	1794 - 2000	-50								



Electrical Specifications

Milenium NXT Series Multi-tap MHT2400

Model Tap Value	MHT (dB)	2408 8		2411 11		2414 14		2417 17		2420 20		2423 23		2426 26		2429 29	
Frequency (MHz)		Max	Avg	Max	Avg	Max	Avg	Max	Avg	Max	Avg	Max	Avg	Max	Avg	Max	Avg
Tap Loss Max/Avg (dB)	5	9.0	7.3	12.0	11.0	15.0	14.2	18.0	17.0	21.0	20.1	24.5	19.8	27.0	21.7	30.0	24.3
	12	9.0	7.1	12.0	10.6	15.0	14.2	18.0	17.0	21.0	19.9	24.5	22.2	27.0	24.7	30.0	27.5
	50	9.0	7.0	12.0	10.4	15.0	14.2	18.0	17.0	21.0	19.7	24.5	23.1	27.0	25.6	30.0	28.3
	108	9.0	7.0	12.0	10.5	15.0	14.3	18.0	17.1	21.0	19.8	24.5	23.3	27.0	25.7	30.0	28.5
	258	9.0	7.1	12.0	10.8	15.5	14.7	18.5	17.6	21.0	20.1	24.5	23.6	27.0	25.9	30.0	28.8
	492	9.0	7.4	12.0	10.9	15.5	14.7	18.5	17.5	21.0	20.0	25.0	23.9	27.0	26.1	30.0	28.9
	870	9.0	7.6	12.0	11.2	16.0	14.7	19.0	17.2	21.0	19.7	25.0	23.7	27.0	25.9	30.0	28.4
	1002	9.0	7.7	12.0	11.3	16.0	14.9	19.0	17.3	21.0	19.7	25.0	23.7	27.0	25.9	30.0	28.3
	1218	9.5	7.9	12.5	11.7	16.0	14.9	19.0	17.3	21.0	19.5	25.0	23.5	27.5	25.6	30.5	28.1
	1794	10.8	9.2	15.0	13.7	17.5	16.2	20.0	18.6	22.0	20.6	25.5	24.3	27.5	26.3	31.5	29.1
	2000	11.8	10.3	16.5	15.3	18.5	17.3	20.5	20.1	22.5	21.4	26.5	24.5	28.0	26.6	32.0	29.5
Insertion Loss Max/Avg (dB)	5	—	—	3.7	3.5	2.2	2.0	1.3	1.1	1.1	0.9	1.3	1.1	1.1	1.0	1.3	1.0
	12	—	—	3.7	3.5	2.1	1.8	1.2	1.0	1.0	0.8	0.9	0.7	0.7	0.5	0.9	0.5
	50	—	—	3.7	3.4	2.0	1.7	1.1	1.0	1.0	0.8	0.8	0.6	0.6	0.5	0.8	0.5
	108	—	—	4.0	3.5	2.3	1.8	1.4	1.1	1.3	0.8	0.9	0.7	0.7	0.5	0.8	0.5
	258	—	—	4.3	4.0	2.5	2.3	1.7	1.5	1.5	1.3	1.1	0.8	0.9	0.7	0.9	0.7
	492	—	—	4.6	4.1	2.8	2.3	1.9	1.4	1.6	1.3	1.3	1.0	1.1	0.9	1.1	0.9
	870	—	—	4.7	4.1	2.8	2.5	1.9	1.6	1.7	1.3	1.5	1.2	1.3	1.1	1.3	1.1
	1002	—	—	4.8	4.3	2.9	2.6	2.0	1.7	1.7	1.4	1.6	1.3	1.4	1.2	1.4	1.2
	1218	—	—	5.0	4.5	3.0	2.8	2.2	1.7	1.8	1.4	1.7	1.4	1.6	1.3	1.6	1.2
	1794	—	—	5.6	5.1	4.3	4.0	3.2	2.9	2.9	2.4	2.2	1.9	2.0	1.7	2.2	1.7
	2000	—	—	5.9	5.4	4.8	4.5	3.8	3.4	3.5	2.9	2.5	2.2	2.4	2.0	2.6	2.0
Frequency (MHz)		Min		Min		Min		Min		Min		Min		Min		Min	
Output to Tap Isolation Min (dB)	5 - 12	—	—	20	—	25	—	27	—	27	—	18	—	20	—	22	—
	12 - 50	—	—	25	—	30	—	31	—	27	—	31	—	36	—	38	—
	50 - 108	—	—	30	—	32	—	34	—	27	—	40	—	42	—	44	—
	108 - 258	—	—	30	—	30	—	34	—	27	—	40	—	42	—	44	—
	258 - 492	—	—	26	—	30	—	34	—	27	—	36	—	38	—	40	—
	492 - 870	—	—	24	—	30	—	25	—	28	—	33	—	35	—	36	—
	870 - 1002	—	—	24	—	28	—	25	—	28	—	30	—	33	—	34	—
	1002 - 1218	—	—	24	—	26	—	23	—	28	—	30	—	31	—	32	—
	1218 - 1794	—	—	22	—	26	—	23	—	27	—	28	—	29	—	30	—
	1794 - 2000	—	—	22	—	26	—	23	—	27	—	28	—	29	—	30	—
Tap to Tap Isolation Min (dB)	5 - 12	18	—	18	—	18	—	18	—	18	—	12	—	18	—	18	—
	12 - 1218	20	—	20	—	20	—	20	—	20	—	20	—	20	—	20	—
	1218 - 1794	18	—	18	—	18	—	18	—	18	—	18	—	18	—	18	—
	1794 - 2000	16	—	16	—	16	—	16	—	16	—	16	—	16	—	16	—

Continues on the next page.

Electrical Specifications Milenium NXT Series Multi-tap MHT2400

Model Tap Value	MHT (dB)	2408 8	2411 11	2414 14	2417 17	2420 20	2423 23	2426 26	2429 29	
Frequency (MHz)		Min	Min	Min	Min	Min	Min	Min	Min	
Input Return Loss Min (dB)	5 - 12	15	15	13	15	15	15	15	15	
	12 - 50	16	16	15	16	16	16	16	16	
	50 - 108	17	16	15	17	17	17	17	17	
	108 - 258	17	16	15	17	17	17	17	17	
	258 - 492	17	16	17	17	17	17	17	17	
	492 - 1218	15	16	16	16	16	16	16	16	
	1218 - 1794	15	14	15	15	15	15	15	15	
	1794 - 2000	13	13	13	13	13	13	13	13	
Output Return Loss Min (dB)	5 - 12	—	14	15	15	15	15	15	15	
	12 - 50	—	16	16	16	16	16	16	16	
	50 - 108	—	16	17	17	17	17	17	17	
	108 - 258	—	16	17	17	17	17	17	17	
	258 - 492	—	16	17	17	17	17	17	17	
	492 - 1218	—	16	16	16	16	16	16	16	
	1218 - 1794	—	14	15	15	15	15	15	15	
	1794 - 2000	—	13	13	13	13	13	13	13	
Tap Port Return Loss Min (dB)	5 - 12	15	12	15	15	15	10	13	15	
	12 - 50	16	16	16	16	16	16	16	16	
	50 - 108	17	17	17	17	17	17	17	17	
	108 - 258	17	17	17	17	17	17	17	17	
	258 - 492	17	17	17	17	17	17	17	17	
	492 - 1218	16	16	16	16	16	16	16	16	
	1218 - 1794	15	15	15	15	15	15	15	15	
	1794 - 2000	13	13	13	13	13	13	13	13	
Hum Modulation @ 12 Amps Max (dB)	Max									
	5 - 12									-50
	12 - 1218									-55
	1218 - 1794									-50
1794 - 2000									-50	



Electrical Specifications

Milenium NXT Series Multi-tap MHT2800

Model Tap Value	MHT (dB)	2811 11		2814 14		2817 17		2820 20		2823 23		2826 26		2829 29	
Frequency (MHz)		Max	Avg	Max	Avg	Max	Avg	Max	Avg	Max	Avg	Max	Avg	Max	Avg
Tap Loss Max/Avg (dB)	5	12.0	10.7	15.0	14.1	18.5	17.6	21.0	20.3	24.0	18.4	27.0	22.0	30.0	23.0
	12	12.0	10.5	15.0	13.8	18.5	17.6	21.0	20.4	24.0	21.2	27.0	24.6	30.0	27.2
	50	12.0	10.4	15.0	13.7	18.5	17.5	21.0	20.4	24.0	22.5	27.0	25.7	30.0	28.3
	108	12.0	10.5	15.0	13.8	18.5	17.6	22.0	20.6	24.0	22.7	27.0	25.9	30.0	28.4
	258	12.0	10.7	15.5	14.4	19.0	18.1	22.0	21.3	24.5	23.0	27.0	26.1	30.0	28.4
	492	12.0	10.9	15.5	14.6	19.0	18.1	22.0	21.2	24.5	23.4	27.5	26.4	30.0	28.7
	870	12.0	11.1	15.5	14.6	19.0	17.9	22.0	20.7	24.5	23.5	27.5	26.6	30.0	28.9
	1002	12.0	11.2	16.0	14.6	19.0	17.8	22.0	20.6	24.5	23.4	27.5	26.4	30.0	28.7
	1218	12.5	11.7	16.5	15.1	19.0	18.3	22.0	20.9	25.0	23.6	28.0	26.8	30.0	28.9
	1794	14.5	13.3	18.5	17.0	21.5	20.4	23.5	22.6	26.5	25.1	29.0	27.5	31.5	29.9
	2000	15.5	14.3	20.5	19.4	22.5	21.5	25.0	23.6	28.0	26.3	29.5	28.2	32.5	30.4
Insertion Loss Max/Avg (dB)	5	—	—	3.9	3.6	2.1	2.0	1.4	1.1	1.9	1.7	1.3	1.1	1.3	1.0
	12	—	—	3.8	3.5	1.9	1.8	1.3	1.0	1.2	1.0	1.0	0.7	0.8	0.5
	50	—	—	3.8	3.5	1.8	1.7	1.3	1.0	1.1	0.8	0.9	0.7	0.7	0.5
	108	—	—	3.9	3.5	2.2	1.8	1.5	1.1	1.1	0.9	0.9	0.7	0.7	0.5
	258	—	—	4.1	3.9	2.5	2.3	1.6	1.5	1.2	1.0	1.0	0.9	0.9	0.7
	492	—	—	4.2	4.0	2.7	2.3	1.8	1.6	1.5	1.2	1.2	1.0	1.0	0.9
	870	—	—	4.6	4.2	2.8	2.5	1.9	1.6	1.7	1.4	1.4	1.2	1.2	1.0
	1002	—	—	4.8	4.2	2.9	2.7	2.0	1.7	1.8	1.5	1.5	1.3	1.3	1.1
	1218	—	—	5.0	4.3	3.1	2.8	2.2	1.8	2.1	1.7	1.6	1.4	1.4	1.2
	1794	—	—	5.9	5.3	4.5	4.1	3.3	2.8	2.9	2.3	2.2	1.8	2.0	1.6
	2000	—	—	6.1	5.3	5.1	4.7	3.8	3.4	3.4	2.7	2.6	2.1	2.4	2.0
Frequency (MHz)		Min		Min		Min		Min		Min		Min		Min	
Output to Tap Isolation Min (dB)	5 - 12	—	—	24	—	27	—	30	—	17	—	20	—	20	—
	12 - 50	—	—	29	—	31	—	34	—	25	—	29	—	33	—
	50 - 108	—	—	30	—	32	—	37	—	34	—	37	—	38	—
	108 - 258	—	—	30	—	32	—	37	—	34	—	37	—	38	—
	258 - 492	—	—	28	—	30	—	37	—	34	—	37	—	38	—
	492 - 870	—	—	25	—	28	—	32	—	30	—	37	—	36	—
	870 - 1002	—	—	25	—	28	—	30	—	29	—	37	—	36	—
	1002 - 1218	—	—	25	—	28	—	27	—	27	—	35	—	35	—
	1218 - 1794	—	—	22	—	28	—	27	—	27	—	31	—	33	—
	1794 - 2000	—	—	22	—	28	—	27	—	27	—	31	—	33	—
Tap to Tap Isolation Min (dB)	5 - 12	18	—	18	—	18	—	18	—	17	—	17	—	18	—
	12 - 1218	19	—	20	—	20	—	20	—	20	—	20	—	20	—
	1218 - 1794	16	—	16	—	16	—	16	—	16	—	16	—	16	—
	1794 - 2000	15	—	15	—	15	—	15	—	15	—	15	—	15	—

Continues on the next page.

Electrical Specifications Milenium NXT Series Multi-tap MHT2800

Model Tap Value	MHT (dB)	2811 11	2814 14	2817 17	2820 20	2823 23	2826 26	2829 29
Frequency (MHz)		Min	Min	Min	Min	Min	Min	Min
Input Return Loss Min (dB)	5 - 12	14	12	12	15	15	15	15
	12 - 50	14	14	14	15	16	16	16
	50 - 108	14	15	15	16	17	17	17
	108 - 258	14	16	16	17	17	17	17
	258 - 492	14	16	16	17	15	17	17
	492 - 1218	15	15	16	16	15	16	16
	1218 - 1794	15	15	15	15	15	15	15
	1794 - 2000	13	13	13	13	13	13	13
Output Return Loss Min (dB)	5 - 12	—	15	15	15	14	15	15
	12 - 50	—	16	16	16	16	16	16
	50 - 108	—	17	17	17	17	17	17
	108 - 258	—	17	17	17	17	17	17
	258 - 492	—	17	17	17	17	17	17
	492 - 1218	—	15	16	16	16	16	16
	1218 - 1794	—	15	15	15	15	15	15
	1794 - 2000	—	13	13	13	13	13	13
Tap Port Return Loss Min (dB)	5 - 12	12	14	15	15	13	11	12
	12 - 50	15	16	16	16	16	16	16
	50 - 108	17	17	17	17	17	17	17
	108 - 258	17	17	17	17	17	17	17
	258 - 492	17	17	17	17	17	17	17
	492 - 1218	16	16	16	16	16	16	16
	1218 - 1794	15	15	15	15	15	15	15
	1794 - 2000	13	13	13	13	13	13	13
Max								
Hum Modulation @ 12 Amps Max (dB)	5 - 12	-50						
	12 - 1218	-55						
	1218 - 1794	-50						
	1794 - 2000	-50						

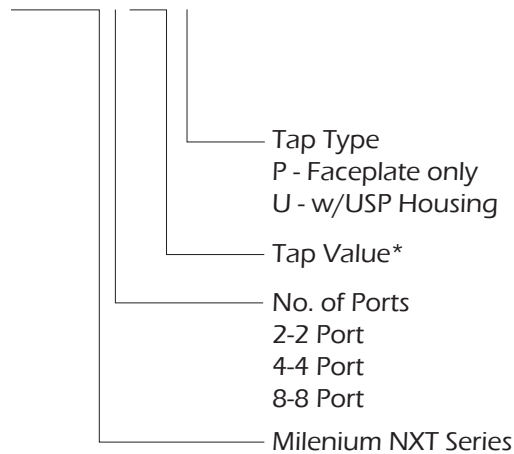


Specifications Milenium NXT Series Multi-tap

General	
Nominal Impedance	75 Ω
F-connector Type	ANSI/SCTE-01 Compliant CamPort® F-port
Surge Withstand	6 kV Combination Wave Surge per IEEE C62.41 Category B3 on all Ports
Power Rating	15 Amps Continuous, 60 to 90 VAC
Screening Effectiveness	105 dB (min)
Dimensions	5.4"Lx4.2"Wx2.7"H
Environmental	
Pressure Seal	15 psi
Operating Temperature	-40 °C to 60 °C
Salt Fog	1000 hours

Ordering Information

MHT2^{XY}-Z













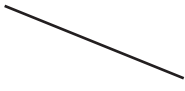

Model Numbers (MHT2abb)*				Color Code	
No. of Ports (a)	2	4	8		
*Tap Value (bb)	04	—	—	Green	
	08	08	—	Black	
	11	11	11	Gold	
	14	14	14	Blue	
	17	17	17	Forest Green	
	20	20	20	Dark Orange	
	23	23	23	Light Orange	
	26	26	26	Red	
29	29	29	Purple		

Table 1. Tap Value Color Codes

E-Option Plug-in Conditioner Milenium NXT Series Multi-tap

Plug in Conditioner	Type(XXX)	Filter Shape	Conditioner Value (YY)
Cable Equalizer	CEH		02, 04, 06, 08, 10, 12, 14, 16, 18, 20 or 22 (dB) (Equalization at 1794 MHz)
Cable Simulator	CSH		02, 03, 04, 06, 08, 09, 10, 12, 15, 18 or 21 (dB) (Cable simulation at 1794 MHz)
Jumper**	JPH		—

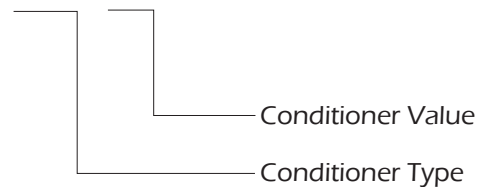
** Jumper (JPH) is shipped with all E-Option taps unless requested. Patent no 6,570,465 B2

Related Documents

Description	Document Number
E-Option Application Note	AN-1007

Patent Pending

XXX - YY



(Ex. CSH-09 : cable simulator 09 DB)

